



Quality Products



ASHA INDUSTRY



ABOUT OUR COMPANY

ASHA INDUSTRY an ISO 9001:2015 and ISO 14001:2015 certified company has a full range of consultants in all areas of expertise for plant design, planning, construction, equipment, furnishing, training and human resources. We provide world-class solutions from internationally experienced consultants, which will give your project the professionalism and advantage of becoming a world-class facility. Some pros of choosing our turnkey solutions are :

- **Time saving :** Your one point of contact ensures that there are no gaps or missing links in the process, and the project is looked at as a whole on a continuous basis.
- **Better utilization of equipment's :** Ensuring that all equipment is compatible, uses easily obtainable consumables, has full coverage for maintenance and breakdowns, and includes detailed training for operators.
- **Affordability :** Our contact with most major suppliers ensures that you benefit financially in a competitive market.
- **Preventative maintenance and after sales service :** We take care of contracts with vendors to provide coverage for an extended period of time post installation.
- **Manpower training :** We do training for all staff to ensure a smooth admittance of the first patient. This includes equipment training, as well as clinical competency training for clinical staff.
- **Commissioning of the organization :** Full commissioning of the facility with all its systems.
- **Management of operation :** Full or limited management options are available to take care of your business.

INDUSTRIES WE SERVE



SOAP AND DETERGENT



PHARMACEUTICALS



CHEMICALS



AGRO – CHEMICALS



CEMENTS




PAINTS

GLYCERIN / TRANSPARENT SOAP PLANT


A glycerin or transparent soap plant is a plant to produce transparent soaps using melt and pour techniques.

Schicht Cooler : The melt and pour soap base or flakes are heated in a Jacketed Reacting Vessel in desired formulations at required temperature and pour the liquid soap into Schicht Cooler. Schicht Cooler is a high performance, horizontal, turbulent heat exchanger. Due to heat transfer the liquid soap solution gradually cools and takes the shape of the tube. The tube surface finish is smooth giving transparent solid soap bar. The batch time may be decided after initial trials depending upon the composition and other operating parameters like temperature of the soap and chilled water temperature and flow rate. After the batch time is over the soap moulds are ejected by operating the hydraulic cylinder in upward direction. The moulds are removed manually or automatically by using auto soap bars Lifter. After collecting soap bars, it sends for cutting and stamping and then final packing.



Jacketed Homogenize Mixer : It is a Jacketed cylindrical vessel consisting Paddle Shaft to mix the glycerin soap base efficiently and uniformly. It is attached with heating mechanisms with auto control and sensors. Available in 500 Liter. to 10,000 Liter. holding capacity. It is having provisions for both oil heating as well as electrical heating.

Soap Bars Cutting & Stamping Machine : We are offering multiple types of automatic Glycerin Soap Bar Cutter & Stamping having cutting speed up to 300 soaps per minute. We are offering Single head, Double head, Four Head cutters and stamping machine as per customer requirements to match their production needs.



SOAP PLANT

Toilet Soap Noodles Plant

It involves the neutralisation of fatty acid and caustic lye is mixed in the Crutcher/Mixer after the reaction, the neat soap is formed. The Neat soap thus produced is then taken for further processing. The neat soap from the saponification plant or the Neutralisation plant has to be cooled before it can be converted into bars or tablets. The neat soap is then poured into a cooling double drum to dry the soap into flakes for further processing. Once the flakes are cooled it passes to noodler for soap noodles.

Soap Finishing Line

To manufacture Toilet / Laundry Soap, the laundry soap noodles have to be mixed with colour, perfume, builders, fillers and other ingredients as per the formulation in Sigma mixer. Then the mixed soap noodles enter in the three roller mill by conveyor belt, where soap thin sheets are made. The soap thin sheet then converted into desired long strip soap by the double screws vacuum soap plodder machine.

The long strip soap are cut into the different sizes of soap bars required size by cutting machine and the toilet soap is printed different shapes by soap stamper/soap printing machine. Finally, the soap bars are packed by packing machine.

A Laundry Soap Finishing Line includes the following Machinery

Sigma Mixer : The sigma mixer have application to produce highly viscous materials.

Triple Roll Mill : A triple roll mill is a machine that uses shear force created by three horizontally positioned rolls rotating in opposite directions.

Plodder : Soap Plodder is used to refine (soap refiner) and/or extrude (soap extruder) and get soap bar.

Cutting & Stamping Machine : We are offering several types of soap cutters & stamping machines having speeds upto 400 soaps per minute.



OINTMENT MANUFACTURING PLANT

We are the leading manufacturer of ointments, gels, creams and lotions processing plants for cosmetics and pharmaceutical industry. The Ointment Manufacturing Plant consists of a following set of equipment's -

Water Phase Vessel : The Water Phase Vessel is a jacketed cylindrical tank with torrispherical dish ends. A propeller type stirrer is provided for agitating the liquid.

Wax Phase Vessel : The Wax Phase Vessel is a jacketed cylindrical tank with torrispherical dish ends. A propeller type stirrer is provided for agitating the wax or oil. A conical filter filters out impurities before the wax is transferred to the manufacturing vessel.

Manufacturing Vessel : The Manufacturing Vessel is a jacketed cylindrical vessel with a conical bottom and anchor type agitator. It is used to mix the viscous product from the Water and wax phase vessels.

Homogenizer : The Homogenizer Tank or Online is used with the manufacturing vessel to reduce particle size and promote uniform mixing.

Storage Vessel : The Storage Vessel is a tank with a conical bottom in which the product is collected and stored until it has to be transferred to the filling line. It can be provided with an anchor type stirrer and a jacket as per requirement.

Transfer Pump : The Transfer Pump (twin lobe) is used to transfer the product from the manufacturing vessel to the storage vessel.

Metering Pump : The Metering Pump is a positive displacement pump through which the product can be transferred to the filling line at a controlled flow rate.

Inter-Connecting Pipeline : The Inter-Connecting Pipeline is provided for the plant as per the layout. All pipes are electropolished from the inside.

Working Platform : A suitable Working Platform is provided to help in the maintenance and operation of the plant.

Control Panel : The electrical control panel houses the necessary electrical components and controls needed to operate the plant. Custom built automation can be incorporated to improve efficiency and reduce errors.



Liquid Soap & Detergent Plant

We bring you cutting-edge turnkey solutions for Liquid Soap and Detergent Lines, combining innovation, efficiency, and reliability. Designed to meet the unique needs of the cleaning and hygiene industry, our solutions ensure seamless production while maintaining the highest quality standards.

Features of Our Liquid Soap & Detergent Lines :

1. State-of-the-Art Equipment

- High-capacity mixing tanks and homogenizers for consistent formulations.
- Precision dosing systems for accurate ingredient blending.
- Automated filling, capping, and labelling machines for streamlined packaging.

2. Customizable Designs

- Tailored to suit your specific production volume and product types.
- Modular systems for easy scalability and future expansion.

3. Hygienic and Safe Operations

- Stainless steel construction ensuring compliance with hygiene standards.
- User-friendly controls and safety features for smooth operations.

4. Energy Efficiency

- Designed for optimal energy utilization, reducing operational costs.
- Environmentally friendly solutions with minimal waste generation

Applications :

- Liquid hand soaps
- Dishwashing liquids
- Laundry detergents
- Multipurpose cleaning solutions



Detergent Powder Plant

The dry mix process is recommended when a medium bulk density powder detergent is required. The Basic process comprises of all the raw materials being added into a mixer as per the sequence of the formulation. The mixer used depends on the characteristics and moisture of the final product. The advantage of this process to produce detergent powder, compared to the more traditional spray drying process, is the almost total elimination of fuel cost for water evaporation. The powder is then taken for sieving and then packed into the required packing.

A Detergent Powder Processing Line includes the following Machinery

Plough Shear Mixer : Plough Shear Mixer is designed for heavy duty blending of both dry and wet materials.

Ribbon Blender : Ribbon Blender is a light duty blender, useful for easy mixing powder components. It is a LOW SHEAR Mixer, most commonly used for Solid/Solid, Solid/Liquid Mixing and when high shearing force is not required.

Bucket Elevator : A bucket elevator elevates a variety of bulk materials from light to heavy and from fine to large lumps.

Screw Conveyor : A screw conveyor is a mechanism that uses a rotating helical screw blade, called a "flighting", usually within a tube, to move liquid or granular materials. They are used in many bulk handling industries.

Cage Mill or Grinder : Cage mills are mechanical impact machines that crush, grind, or pulverize a variety of materials to specified degrees of fineness. They can be configured in two, four, and six row designs depending on the specific application needs, and are commonly used to pulverize industrial materials including coal and agricultural limestone.

Vibro Shifter : The Vibro Sifter machine works on the principle of gyratory vibrations. The material is separated based on its particle size. Once the motor gets energized, vibration is caused in the screen/sieve making the material travel across the sieves according to its particle size.



Wall Putty Manufacturing Plant



The wall putty manufacturing machine is generally composed of bucket elevator/screw conveyor, pre-mixed hopper, horizontal mixer (optional gravity-free double shaft mixer, colter mixer), steel frame working platform, finished-product hopper, automatic packaging machine, bag filter, and control device, etc.

The wall putty manufacturing plant is a professional production equipment that mixes raw materials such as double fly powder, gypsum powder, carboxymethyl fiber powder, retarder and thickener into a putty powder and realizes its continuous production. We provide customers with a variety of basic formulas of wall putty plant, and adjust your production formula in combination with your local raw materials, construction skills and quality requirements of local masters, cost control and other factors to ensure that the finished wall putty mortar you produce is recognized by end-users.


Ready Mix Plaster Plants

We have developed a new generation of special ready mix plaster plant. It can automatically measure and mixing a variety of raw materials, including vitrified microbeads, lignin fibers, construction powder, polystyrene particles, expanded perlite, heavy calcium and other raw materials. According to different materials and different physical characteristics, different metering and mixing methods are designed to meet customer requirements.

The main unit of the mixing system adopts a two-shaft paddle gravityless mixer, which has high mixing efficiency, short time, high uniformity, good fiber dispersion, power consumption is 60% lower than ordinary horizontal ribbon mixer, and the pneumatic control the door instantly discharges to save time and increase output. The batching system controlled by the fully automatic intelligent computer system has good measuring system signals, accurate transmission data and reduced errors.



PLOUGH SHEAR MIXER



Plough Shear Mixer is designed for heavy duty blending of both dry and wet materials. Plough shape shovels mounted on a central shaft with its pointed ends are easily penetrable through the dense powder, pasty mass. The overlapping of shovels coupled with its shape and the high speed of the ploughs produces good mixing action and high turbulence.

Choppers are working in conjunction with the shovels, intensify the mixing process. They are used for dispersing lumps which are either in the original product or which forms during process, they chop pasty additives or prevent the formation of agglomeration when liquid is introduced to the mix.

SIGMA MIXER

It consist of "W" shaped container made of either Mild Steel or Stainless Steel 304 with or without jacket of Carbon Steel covering two side for heating or cooling application & dust free cover to get Vacuum if desired or normal cover.

The sigma blade mixer is a commonly used mixer for high viscosity materials. The mixing elements (Blades) are of Sigma type Steel casted and duly finished two in number which contra rotate inward fitted at close or specified clearance with the container to give thorough and uniform mixing. There is a Gland pusher of Gun Metal Bush which ensure minimal friction and extend the life of mixing elements (Blades) Shaft.




MASS MIXER



The Mass Mixer is designed for uniformly mixing of dry and wet material and especially suitable for powder of Pharmaceuticals, Food, Herbals, Agro Chemicals & Chemicals. The mass mixer consists of a rigid fabricated structure motor, gear box, mixing drum, stirrer and tilting device. Specially designed self adjusting sealing arrangement of unique design is provided to ensure that no black particle enters into the mixing drum. The material under mixing process can be monitoring through acrylic dust cover and its controls dusting and contaminations. The tilting device is provided to make easy the unloading of the material and easy cleaning of the mixing drum.

RIBBON BLENDER



Ribbon Blender is a light duty blender, useful for easy mixing powder components. It is a LOW SHEAR Mixer, most commonly used for Solid/Solid, Solid/Liquid Mixing and when high shearing force is not required. Its counter flow helicoid flight mounted on shaft ensuring gentle mixing. The outer ribbons of the agitator move the material from the ends to the center while the inner ribbons move the material from the center to ends. Radial movement is achieved because of the rotational motion of the ribbons. As a result of the radial and the counter-current axial movement, homogeneous blending is achieved in short time. It also occupies less head room space for large volume mixing.

PADDLE MIXER

Paddle Style agitators are specially designed to scoop, lift and tumble materials in a gentle, but thorough mixing action. Paddle mixer consists of several elements: a centrally mounted horizontal shaft that rotates within a cylindrical container, paddles, ploughs or other shaped mixing elements that are attached to the centrally mounted shaft, special openings at the top for feeding materials, flush fitting access doors at the front of the mixer, a flush fitting discharge valve at the bottom of the mixer, which is pneumatically or manually operated, inside a cylindrical conduit and a complete drive unit.



V-BLENDER



It is made of two hollow cylindrical shells joined at an angle of 75° to 90° . The blender container is mounted on trunnions to allow it to tumble. As the V-blender tumbles, the material continuously splits and recombines, with the mixing occurring as the material free-falls randomly inside the vessel. The repetitive converging and diverging motion of material combined with increased frictional contact between the material and the vessel's long, straight sides result in gentle yet homogeneous blending. The primary mechanism of blending in a V-Blender is diffusion. Diffusion blending is characterized by small scale random motion of solid particles. Blender movements increase the mobility of the individual particles and thus promote diffusive blending. Diffusion blending occurs where the particles are distributed over a freshly developed interface. In the absence of segregating effects, the diffusive blending will in time lead to a high degree of homogeneity.

OCTAGONAL BLENDER



Due to its octagonal shape is designed to process larger volume of material. It occupies less space compared to other similar blenders like 'V' and Double Cone. Power consumption is also less. The blending takes place at low speed during operation. It is well balanced even in higher capacities. It is very useful for pharmaceutical industries wherein gentle blending of dry granules of powder is to be done. It is a slow speed blender and has removable type baffles mounted on a rectangular shell.

The important feature of the machine is easy to wash in place. Octagonal blender is supplied with a bin charging system or can be designed for vacuum charging. Dust free charging system is also incorporated, which is a completely closed system for charging and discharging of powders or granules.


The power consumption is comparatively lower than other similar type of blenders. The machine basically consists of shell welded with conical octagonal shape ends and supported with sturdy supports on both sides.

DOUBLE CONE BLENDER

Double Cone Blender is an efficient and versatile machine for mixing of dry powders and granules homogeneously. All the contact parts are made of stainless steel. The effective volume for optimum homogeneity is between 35-70% of gross volume. The SLANT double cone design eliminates dead spots which occasionally occur in conventional double cone mixer. It can be used for pharmaceutical, food, chemical, cosmetic products etc.



Rotary Drum Blender



The unique Mixing blades are fully welded to the rotating drum and completely fluidize the mixture with every revolution, the combination of low speed and no moving parts within the mixer produce a no shear, gentle mixing action. Within the fluidized mixture powders and granules of widely different bulk densities and particle size can move freely ensuring a rapid and efficient mix.

The following features make the Rotary Drum Blender a highly efficient mixer and simple to operate.

- Highly efficient
- Gentle action
- Low maintenance and operating costs

CONTACT US



Head Office - Unit No. 219, Plot No. 30,
Globe Business Park, MIDC, Ambernath Industrial Area,
Dist. - Thane, Maharashtra - 421505.

Factory I - DPK Compound, Behind Lucky Hotel,
Khairani Road Sakinaka, Mumbai - 400072.

Factory II - 40, Safed Pool, Andheri – Kurla Road,
Mumbai - 400072.



+91 09702235405 / 09768473940



info@ashaindustry.com
sandeep.dubey@ashaindustry.com
pradeep.dubey@ashaindustry.com



www.ashaindustry.com



Quality Products

ASHA INDUSTRY